

Victoria Warehouse

Photos of the mezzanine and balcony areas.


The positions the photos were taken from is shown on the accompanying floor layout drawings.

Photo 1:




This photo shows the front balustrade of the steel cantilevered balcony constructed in 2013 which has been in continual use since its installation.

Photo 2:




This photo shows the steel framework and cantilevered supports.

Photo 3:




This photo shows the steel columns and beams supporting the mezzanine floor which was part of the original warehouse structure constructed c. 1925.

Photo 4:




This photo shows the multiple columns supporting the first-floor structure taken from the opening below the balcony.

Photo 5:



This photo shows one of the columns supporting one of the beams supporting the first floor of the warehouse.

Photos 6:



This photo shows the first-floor bar area referred to as the mezzanine. The columns and beams support the second floor above.